

# ADE Accessories

## Hazardous area cable glands

INTRODUCTION

### ADE external clamping module - available with all ADE range



CABLE RANGE	SIZE	FOR HEXAGON	WIDTH	THICKNESS	CATALOG NUMBER
2.8 - 5.5	3	15	18.0	5.0	CAP810334
4.0 - 8.5	4	17	20.0	5.0	CAP810444
6.0 - 11.0	5	19	22.0	5.0	CAP810534
8.5 - 16.0	6	24	27.5	6.0	CAP810634
12.0 - 21.0	7	30	33.5	8.0	CAP810734
16.0 - 27.5	8	41	45.0	8.0	CAP810834
21.0 - 34.0	9	48	52.0	9.5	CAP810934
27.0 - 41.0	10	55	59.0	9.5	CAP811034
33.0 - 48.0	11	64	69.0	12.0	CAP811134
40.0 - 56.0	12	72	78.0	12.0	CAP811234
47.0 - 65.0	13	85	92.0	16.0	CAP811334
54.0 - 74.0	14	95	103.0	16.0	CAP811434
63.0 - 83.0	15	110	118.0	18.0	CAP811534
72.0 - 93.0	16	120	128.0	18.0	CAP811634

ADE clamping module – Material: nickel-plated brass and stainless steel washer and screws.

### ADE-4F and 5F lead sheath washer



Ø OUTER LEAD SHEATH			
GLAND SIZE	MIN	MAX	CATALOG NUMBER
5	4.5	7.5	CAP560530
6	7.0	11.0	CAP560630
7	10.0	15.0	CAP560730
8	13.5	20.0	CAP560830
9	18.0	26.5	CAP560930
10	23.0	32.5	CAP561030
11	29.0	39.5	CAP561130
12	35.0	46.5	CAP561230
13	42.0	54.5	CAP561330
14	50.0	61.0	CAP561430
15	58.0	72.5	CAP561530
16	66.0	81.5	CAP561630

ADE-4F/5F lead sheath washer – material: natural brass

### ADE-5F deluge seal



SIZE	CATALOG NUMBER
12	CAP850012
13	CAP850013
14	CAP850014
15	CAP850015
16	CAP850016
17	CAP850017

HAZARDOUS AREA CABLE GLANDS

### HTL4 (high temperature thread lubricant)

FORMAT	CATALOG NUMBER
1 tube 120 ml	HTL4



HTL is a high temperature, anti-seize, conductive thread lubricant:

- Effective and stable from -55 °C to +980 °C (-70 °F to +1800 °F)
- Prevents seizure, galling, rust, galvanic action
- Maintains grounding continuity; should not be used on exposed current-carrying parts
- Compatible with all types of material

### Solid compound TSC epoxy

FORMAT	ORDER UNIT	CATALOG NUMBER
10 tubes 15 ml (0.5 oz)	1 carton	TSC05
10 tubes 30 ml (1.0 oz)	1 carton	TSC1
5 tubes 120 ml (4.0 oz)	1 carton	TSC4

For use with ADE-1FC & 6FC cable glands



Mixing time: 5 minutes  
Application: by hand  
Full curing time: 24 hours  
Available for installation in any orientation

HAZARDOUS AREA ACCESSORIES

INDUSTRIAL CABLE GLANDS AND ACCESSORIES

TECHNICAL GUIDE

# ADE accessories

## Hazardous area cable glands

### Green composite washers

THREAD SIZE (ISO)	D	E THICKNESS	ORDER UNIT	CATALOG NUMBER
10	15.0	1.2	20	CAP221045
12	18.0	1.2	20	CAP221245
16	22.0	1.2	20	CAP221645
20	27.0	1.2	20	CAP222045
25	35.0	1.5	20	CAP222545
32	43.0	1.5	10	CAP223245
40	55.0	1.5	10	CAP224045
50	69.0	1.5	1	CAP225045
63	82.0	2.0	1	CAP226345
75	94.0	2.0	1	CAP227545
80	100.0	2.0	1	CAP228045
90	110.0	2.0	1	CAP229045
100	119.0	2.0	1	CAP229945
110	130.0	2.0	1	CAP221145


Temperature range: -60 °C to +140 °C.

Dimensions "D" subject to change

THREAD SIZE (NPT)	D	E THICKNESS	ORDER UNIT	CATALOG NUMBER
1/4"	18.0	1.5	20	CAP239014
3/8"	22.0	1.5	20	CAP239038
1/2"	31.0	1.5	20	CAP239012
3/4"	35.0	1.5	20	CAP239034
1"	43.0	1.5	20	CAP239010
1 1/4"	59.0	1.5	20	CAP239114
1 1/2"	69.0	1.5	10	CAP239112
2"	79.0	2.0	10	CAP239020
2 1/2"	94.0	2.0	1	CAP239212
3"	110.0	2.0	1	CAP239300
3 1/2"	119.0	2.0	1	CAP239312
4"	130.0	2.0	1	CAP239414

Temperature range: -60 °C to +140 °C.

Dimensions "D" subject to change




### Black neoprene washers

THREAD SIZE (ISO)	D	E THICKNESS	ORDER UNIT	CATALOG NUMBER
10	15.0	1.2	20	CAP221049
12	18.0	1.2	20	CAP221249
16	22.0	1.2	20	CAP221649
20	24.0	1.2	20	CAP222049
25	30.0	1.5	20	CAP222549
32	42.0	1.5	10	CAP223249
40	52.0	1.5	10	CAP224049
50	63.0	1.5	1	CAP225049
63	77.0	2.0	1	CAP226349
75	90.0	2.0	1	CAP227549
80	102.0	2.0	1	CAP228049
90	106.0	2.0	1	CAP229049
100	116.0	2.0	1	CAP229949
110	126.0	2.0	1	CAP221149

Temperature range: -35 °C to +120 °C.

THREAD SIZE (NPT)	D	E THICKNESS	ORDER UNIT	CATALOG NUMBER
1/4"	20.0	1.5	20	CAP229014
3/8"	22.0	1.5	20	CAP229038
1/2"	27.0	1.5	20	CAP229012
3/4"	33.0	1.5	20	CAP229034
1"	41.0	1.5	20	CAP229010
1 1/4"	52.0	1.5	20	CAP229114
1 1/2"	57.0	1.5	10	CAP229112
2"	71.0	2.0	10	CAP229020
2 1/2"	85.0	2.0	1	CAP229212
3"	104.0	2.0	1	CAP229300
3 1/2"	120.0	2.0	1	CAP229312
4"	130.0	2.0	1	CAP229414

Temperature range: -40 °C to +100 °C.



### Red neoprene washers

THREAD SIZE (ISO)	D	E THICKNESS	ORDER UNIT	CATALOG NUMBER
10	18.6	1.5	20	CAP221041
12	20.0	1.5	20	CAP221241
16	25.0	1.5	20	CAP221641
20	28.7	1.5	20	CAP222041
25	36.0	1.5	20	CAP222541
32	42.5	1.5	10	CAP223241
40	52.0	1.5	10	CAP224041
50	65.0	1.5	1	CAP225041
63	79.4	1.5	1	CAP226341
75	90.5	1.5	1	CAP227541
80	104.8	1.5	1	CAP228041
90	114.3	1.5	1	CAP229041
100	114.3	1.5	1	CAP229941
110	135.0	1.5	1	CAP221141

Temperature range: -30 °C to +80 °C. NPT versions available. Consult factory.

### White neoprene washers

THREAD SIZE (ISO)	D	E THICKNESS	ORDER UNIT	CATALOG NUMBER
12	20.0	1.5	20	CAP221242
16	25.0	1.5	20	CAP221642
20	28.7	1.5	20	CAP222042
25	36.0	1.5	20	CAP222542
32	42.5	1.5	10	CAP223242
40	52.0	1.5	10	CAP224042
50	65.0	1.5	10	CAP224052
63	79.4	1.5	10	CAP226342
75	90.5	1.5	1	CAP227542
80	104.8	1.5	1	CAP228042
90	114.3	1.5	1	CAP229042
100	114.3	1.5	1	CAP229942
110	135.0	1.5	1	CAP221142

Temperature range: -30 °C to +75 °C. NPT versions available. Consult factory.

All dimensions in mm.

# ADE accessories

## Hazardous area cable glands

### Locknut - nickel-plated brass and stainless steel 316L

THREAD SIZE (ISO)	ORDER UNIT	NICKEL-PLATED BRASS CATALOG NUMBER	ORDER UNIT	STAINLESS STEEL 316L CATALOG NUMBER	THREAD SIZE (NPT)	ORDER UNIT	NICKEL-PLATED BRASS CATALOG NUMBER	ORDER UNIT	STAINLESS STEEL 316L CATALOG NUMBER
10	20	CAP221094	1	CAP221099	1/4"	20	CAP280104	1	CAP280109
12	20	CAP221294	1	CAP221299	3/8"	20	CAP280114	1	CAP280119
16	20	CAP221694	1	CAP221699	1/2"	20	CAP280124	1	CAP280129
20	20	CAP222094	1	CAP222099	3/4"	20	CAP280134	1	CAP280139
25	20	CAP222594	1	CAP222599	1"	20	CAP280144	1	CAP280149
32	10	CAP223294	1	CAP223299	1 1/4"	20	CAP280154	1	CAP280159
40	10	CAP224094	1	CAP224099	1 1/2"	20	CAP280164	1	CAP280169
50	1	CAP225094	1	CAP225099	2"	1	CAP280174	1	CAP280179
63	1	CAP226394	1	CAP226399	2 1/2"	1	CAP280184	1	CAP280189
75	1	CAP227594	1	CAP227599	3"	1	CAP280194	1	CAP280199
80	1	CAP228094	1	CAP228099	3 1/2"	1	CAP280204	1	CAP280209
90	1	CAP229094	1	CAP229099	4"	1	CAP280214	1	CAP280219
100	1	CAP229994	1	CAP229999					
110	1	CAP221104	1	CAP221109					




### Earth tag - nickel-plated brass and stainless steel 316L (order unit = 1 pc)

THREAD SIZE (ISO)	A	B	C	D	NICKEL-PLATED BRASS CATALOG NUMBER	STAINLESS STEEL 316L CATALOG NUMBER	THREAD SIZE (NPT)	A	B	C	D	NICKEL-PLATED BRASS CATALOG NUMBER	STAINLESS STEEL 316L CATALOG NUMBER
10	48.8	30.0	6.75	24.5	CAP567014	CAP567019	1/4"	48.8	30.0	6.75	24.5	CAP567034	CAP567039
12	51.0	32.0	6.75	24.5	CAP567024	CAP567029	3/8"	50.5	30.0	6.75	25.4	CAP567044	CAP567049
16	48.5	30.0	6.5	24.5	CAP567034	CAP567039	1/2"	53.8	33.0	7.0	28.6	CAP567064	CAP567069
20	53.8	33.0	7.0	28.6	CAP567054	CAP567059	3/4"	61.5	36.0	10.5	34.0	CAP567084	CAP567089
25	61.5	36.0	10.5	34.0	CAP567074	CAP567079	1"	73.0	41.0	12.2	42.0	CAP567104	CAP567109
32	73.0	41.0	12.2	42.0	CAP567094	CAP567099	1 1/4"	86.5	44.5	13.5	54.0	CAP567134	CAP567139
40	86.5	44.5	13.5	54.0	CAP567124	CAP567129	1 1/2"	111.5	58.0	13.5	67.0	CAP567154	CAP567159
50	111.5	58.0	13.5	67.0	CAP567154	CAP567159	2"	125.5	67.0	13.5	77.0	CAP567174	CAP567179
63	125.5	67.0	13.5	77.0	CAP567184	CAP567189	2 1/2"	137.5	73.0	13.5	89.0	CAP567194	CAP567199
75	137.5	73.0	13.5	89.0	CAP567194	CAP567199	3"	156.1	87.5	13.5	97.2	CAP567214	CAP567219
80	156.1	87.5	13.5	97.2	CAP567204	CAP567209	3 1/2"	167.0	93.0	13.5	109.5	CAP567224	CAP567229
90	167.0	93.0	13.5	109.5	CAP567214	CAP567219	4"	190.0	103.0	13.5	125.0	CAP567244	CAP567249
100	190.0	103.0	13.5	125.0	CAP567224	CAP567229							
110	214.0	125.0	13.5	138.0	CAP567234	CAP567239							



### Serrated washer - stainless steel

THREAD SIZE (ISO)	D	ORDER UNIT	STAINLESS STEEL CATALOG NUMBER	THREAD SIZE (NPT)	D	ORDER UNIT	STAINLESS STEEL CATALOG NUMBER
12	20.5	1	CAP280019	1/4"	24.0	1	CAP290109
16	25.5	20	CAP280069	3/8"	32.0	1	CAP290119
20	32.5	20	CAP280029	1/2"	38.0	1	CAP290129
25	39.5	20	CAP280259	3/4"	41.0	1	CAP290139
32	49.5	20	CAP280329	1"	49.0	1	CAP290149
40	64.5	1	CAP280409	1 1/4"	58.0	1	CAP290159
50	80.5	1	CAP280509	1 1/2"	70.0	1	CAP290169
63	100.0	1	CAP280639	2"	86.0	1	CAP290179
75	112.0	1	CAP280759	2 1/2"	100.0	1	CAP290189
80	120.0	1	CAP280089	3"	120.0	1	CAP290199
90	123.0	1	CAP280099				
100	140.0	1	CAP281009				
110	150.0	1	CAP281119				



### Shroud - PVC

ADE SIZE	DIAMETER A	ORDER UNIT	ALL ADE (Except ADE-1FC)	ADE 1FC
3	16.0	1	CAP506030	
4	18.0	1	CAP506044	CAP506050
5	20.0	10	CAP506050	CAP506060
6	25.0	10	CAP506060	CAP506070
7	31.0	10	CAP506070	CAP506080
8	43.0	10	CAP506080	CAP506090
9	52.0	10	CAP506090	CAP506100
10	59.0	1	CAP506100	CAP506110
11	67.0	1	CAP506110	CAP506120
12	75.0	1	CAP506120	CAP506130
13	90.0	1	CAP506130	CAP506140
14	100.0	1	CAP506140	CAP506150
15	116.0	1	CAP506150	CAP506160
16	127.0	1	CAP506160	CAP506017
17	144.0	1	CAP506017	



All dimensions in mm.